

'Your Past, My Present, Our Future'

Working with young adults not in education, employment or training with severe physical and/ or learning disabilities at Norwich Castle

Final Report

May 2011

Claire Adler



Contents

Project Overview	Page 3
1. Project Development	Page 6
2. Outline of sessions	Page 10
3. Exhibition: 'Your Past, My Present, Our Future'	Page 22
Appendix 1: Budget	Page 24
Appendix 2: People and organisations involved in project	Page 27

Project Overview

The purpose of this project was to explore ways that Norwich Castle Museum and Art Gallery could work with adults not in education, employment or training (NEETs) who also had severe learning and/ or physical disabilities. Norwich Castle had undertaken a limited amount of work with this audience in advance of the project and wanted to build on existing contacts, make new contacts and develop new opportunities.

From the beginning there were two strands to the approach. The first was to work directly with a special needs agency, the Hamlet Centre¹, using existing contacts to develop a more inclusive approach. The second was to work with ex-Clare School² students to develop some form of project in response to their interests that may help them get work, if appropriate.

The resulting project and exhibition was developed through a process of consultation and collaboration. The project was called 'Your Past, My Present, Our Future' and it looked at how Norwich Castle had changed over the past 900 years and also how the Hamlet Centre had changed and is changing for the future.

Hamlet Centre element

Using the skills and experience of the staff at the Hamlet Centre, fifteen students were divided into three groups to explore and develop aural and visual interpretations of change, through what we can and could hear in the castle and also how the Hamlet Centre has changed. Over a period of five months, the groups visited the museum where they had tours of the castle, behind-the-scenes tours, handling sessions and sound making workshops. They also visited a blacksmith at his forge and met a medieval musician at the castle; both of whom brought the history of the building to life in very different ways. The students then worked with their helpers at the Hamlet Centre to develop interpretations about the castle.

The final pieces that were produced by the Hamlet Centre students were:

Group 1:

This group consisted of 'The Flat Group', Andrew, Claire, Joe, Millie and Kirsty, who had less severe physical and learning disabilities and were learning independent living skills at a flat separate to the Hamlet Centre. This group also included Kevin and Jo who had severe physical disabilities but milder learning disabilities. They produced visual responses to how the castle has changed over the last 900 years. Each student produced their own response to the castle's history depending on their areas of interests:

A life sized gibbet made wood, cardboard and paint by Andrew and Kevin

A photographic record of the project and history of the castle by Jo

A decorated teapot by Claire

Three framed butterfly drawings by Joe

A framed hand embroidered eye of a peacock feather by Millie

¹ <http://www.hamletcentre.org.uk/>

² <http://clareschool.co.uk/>

Claire Adler,

Heritage Learning Consultant, 268 Cherry Hinton Road, Cambridge, CB1 7AU

E: claireadler@btinternet.com T: 01223 411555 M: 07970671965 W: www.claireadler.co.uk

A painting and story about a prisoner by Kirsty

Group 2: Hamlet Centre Group: Elizabeth, Chloe, Mark, Katy and Peter

This group all had severe learning disabilities and some also had severe physical disabilities. Each session was developed so that there was minimal talking and direct comprehension, but more feeling, listening, looking and doing. This group recorded sounds in workshops, handling sessions and by meeting a medieval musician. They then turned the recordings into rhythmic soundscapes that represented the four periods of history of the castle: the building of the castle, the medieval castle, the prison and the museum. This soundscape was displayed with Jo's photographic record of the project and the castle.

Group 3:

Two students, Sara and Luke, interviewed and photographed staff and searched the Hamlet Centre archives to investigate the past, present and future of the Hamlet Centre. The museum project staff were not involved with this group as the Hamlet Centre were happy to manage this aspect of the project. Their final pieces were displayed in the exhibition.

Gemma Orton

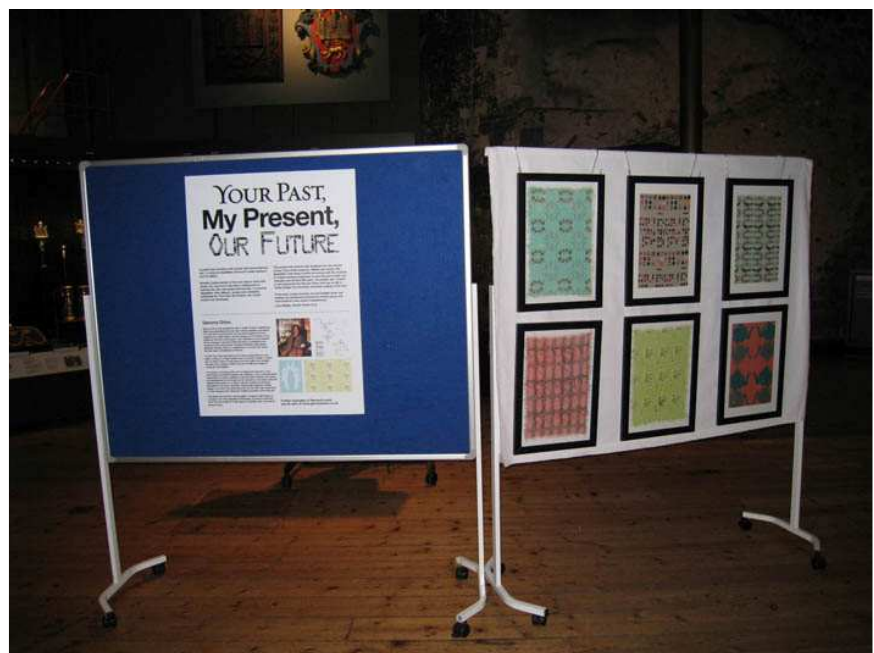
A work placement was also developed for Gemma Orton who was awarded her MA in Textile Culture in September 2009. Gemma agreed to be involved in this project so that she could create a new piece of work inspired by the changes in Norwich Castle and also to understand how museums work. Gemma has a physical disability called Spinal Muscular Atrophy, which is a weakening of muscles and means that she uses a wheelchair at all times and has very limited mobility.

Gemma had tours of the castle, a work placement day, joined the Castle's Youth Forum and she created nine textiles in response to the history of the castle, six of which were displayed in the exhibition. She worked with Scott, the designer, to develop the exhibition launch flyer and also helped to design the final exhibition and write the exhibition panel text. She will continue her relationship with the castle through the Youth Forum and she is going to lead a workshop as part of the Cultural Olympiad.

'Your Past, My Present, Our Future' exhibition

The exhibition 'Your Past, My Present, Our Future' was launched on the 10th May 2011 and was held in Norwich Castle's Keep for four days. This is the first community-based exhibition to be held in Norwich Castle's Keep. It will also be put back on display for the Cultural Olympiad weekend on the 23rd July 2011.

Around 50 people attended the launch on the 10th May, including the students and their families but also the blacksmith, the designer and staff from Norwich College of Art. All of whom had had small but important roles in the project but had obviously taken an interest in what was being produced. The exhibition was launched Harold Bodmer, director of Adult Social Services at Norfolk County Council, Joan Welsby, Adult Services Manager at Hamlet Centre and Claire Wolsey, student at Hamlet Centre.



Claire Adler,
Heritage Learning Consultant, 268 Cherry Hinton Road, Cambridge, CB1 7AU
E: claireadler@btinternet.com T: 01223 411555 M: 07970671965 W: www.claireadler.co.uk

1. Project Development

The project was established to meet some agreed objectives but there were no specific project ideas at the beginning. Therefore the project was developed out of the funding criteria and the needs of Norwich Castle and then finally through extensive consultation with the Hamlet Centre and Gemma Orton.

The initial criteria for the project:

Funding criteria:

- To develop a partnership with a key special needs agency
- To develop a partnership with Special Needs NEETs individuals
- To test ideas for working with this group and develop ideas for cheaper engagements in the future
- To develop skills, but not necessarily accredited skills programme

Norwich Castle objectives:

- want participants to feel castle is a welcoming place to visit
- need to use the building or collections as inspiration for project
- would be good to fit into climate change agenda

Agreed project objectives:

- Must be fun
- Learning new skills
- Link to the idea of climate change in all its different forms
- The project must not feel like art therapy
- Would like to create a record of their experiences
- Need to have some form of public display of project. Possibly a Facebook exhibition or short term installation in a gallery or interpretation of a gallery
- To work with a small group of about 6-8 people (will be a lot more in room with carers etc)
- Project will be developed out of consultation with a partner organisation and the participants themselves

2a. Development of the partnership with a key special needs agency

Initial contact was made with the Hamlet Centre and three very different project ideas were presented to the staff and management. Katrina Siliprandi (KS) and Claire Adler (CA) then went to the Hamlet Centre to discuss which project met the Hamlet Centre's needs and would work for them. The project that was developed was an amalgamation of all three projects. The Hamlet Centre staff are very artistic and interested in working with their students to create artistic responses to situations; therefore we were able to use their artistic expertise in the project. The project was also developed so that the students were involved in deciding what was done and what artistic responses they would develop.

Therefore 'Your Past, My Present, Our Future' was developed to investigate how the castle had changed over the past 900 years and to create visual and audio responses to the building, whilst also thinking about the past, present and future of the Hamlet Centre and how it has changed since it was established in 1972.

From the beginning the Hamlet Centre students were divided into three groups:

Claire Adler,

Heritage Learning Consultant, 268 Cherry Hinton Road, Cambridge, CB1 7AU

E: claireadler@btinternet.com T: 01223 411555 M: 07970671965 W: www.claireadler.co.uk

Group 1: 'The Flat group' were a group of people with less severe physical and learning disabilities who are learning independent living skills. This group also included Kevin and Jo who had high physical disabilities but milder learning disabilities. They were to produce visual responses to how the castle has changed over the last 900 years. Each student produced their own response to the castle's history depending on their subjects of interests, so this ranged from peacock feathers to instruments of torture.

Group 2: Hamlet Centre Group: Elizabeth, Chloe, Mark, Katy and Peter
This group all had severe learning disabilities and some also had severe physical disabilities. Each session was developed so that there was minimal talking and direct comprehension, but more feeling, listening and looking. This group were to record sounds in workshops, handling sessions. They then turned the recordings into rhythmic sounds scapes that represented the four periods of history of the castle: the building of the castle, the medieval castle, the prison and the museum.

Group 3: Two students, Sara and Luke, interviewed and photographed staff and searched the Hamlet Centre archives to investigate the past, present and future of the Hamlet Centre. The museum project staff were not involved with this group as the Hamlet Centre were happy to manage this aspect of the project. Their final pieces were displayed in the exhibition.

Enticements

Enticements for participating in the project included a Norfolk Museums Pass for one year and free lunches all students and helpers. It was said by all that they would have participated without these enticements.

2 b. Development of a project with an individual who is NEET with severe physical and/ or learning disabilities

One of the potential participants for this project was students that used to attend the Clare School – 'a Specialist Physical/Sensory Special School. It is a mixed, day Community Special School for pupils, from 3 to 19 years of age, with physical and/or sensory needs. Many pupils also have complex medical and learning needs'.

Some of the students were 'friends' with a contact on Facebook. Therefore a page was set up for the project and all the contacts were invited to 'like' the page to find out more. The Facebook page was used as the basis for trying to get this very disparate group of people to become interested in the project. The targeted group all attended the same school but were now aged between 17 and 30 and had very different physical and learning needs.

As a result of the initial invitation

- Three people 'liked' the project.
- One person immediately contacted to say that she would be unable to participate in the project but she would have wanted to.

Status updates and pictures were added to the Facebook page but there were no responses from the people who had 'liked' the page. Therefore emails were sent out to all those that had been invited to initially follow the page. This elicited three more responses, one resulting in a brief conversation but the woman had moved to Coventry and was therefore unable to participate.

Two people were then directly targeted through emails to their home addresses. But we received no responses and another bulk email was sent out offering individual work placements.

Finally a targeted phone call to the helper of Gemma Orton resulted in her wanting to be involved in the project.

Gemma Orton was awarded her MA in Textile Culture in September 2009. Since graduating she has been making jewellery and selling it at craft fairs around Norfolk but has been unable to find the equipment to create fabrics. Gemma agreed to be involved in this project so that she could create a new piece of work inspired by the changes in Norwich Castle and also to understand how museums work. Gemma has a physical disability called Spinal Muscular Atrophy, which is a weakening of muscles and means that she uses a wheelchair at all times and has very limited mobility.



Gemma had a work placement developed to meet her interests, skills and needs. This included:

- Tours round the museum
 - Meeting curatorial staff
 - Links made with Norwich College of Art to enable her to print her pieces on specialist equipment, which have been maintained so that after the duration of the project she will be able to continue printing textiles at the college.
 - Making nine textiles in response to Norwich Castle's changing history, six were displayed in the final exhibition.
 - Helping in the development of the final exhibition of 'Your Past, My Present, Our Future'
 - Working with the designer on the design of the launch invitations
 - Physically being involved in putting up the final exhibition
 - It is hoped that one of Gemma's pieces will be accessioned into Norwich Castle's collection.
 - Gemma will be running a workshop as part of the Cultural Olympiad celebrations in July.
 - Gemma has sold at least two of the textiles that she developed for this project.
- In addition Gemma has joined Norwich Castle's Youth Forum where she is working with other young people to develop events to interpret the museum.

2. Outline of the sessions

Session 1

Introductory session: Group 1 and 2 and Gemma Orton

Tuesday 18 January 11- 1pm

Attendance

Session run by Claire Adler (CA), Katrina Siliprandi (KS) and Rowena (volunteer)

The session was attended by 13 students and 6 helpers from the Hamlet Centre. The students were very varied in their intellectual capabilities and physical mobility.

The session was also attended by Gemma Orton and her personal assistant Jane.

Session

Aims of session

The purpose of this session for the students and Gemma was to understand the project, meet the museum staff and familiarise themselves with the museum and the history of the museum.

The purpose for the session for museum staff was to understand the capabilities, possibilities and restrictions of working with the group.

Content of session

The group were initially introduced to the project. Then photography permission forms were given to Tom Rollet. Both students and their helpers all completed a museum pass form which will give them free entry to museums across Norfolk.

They then had a handling session that looked briefly at the three ages of the building, the castle, the prison and the museum. The helpers, students and CA were working out what the objects were together so that there was co-learning happening.

Lunch was available for everyone. A few people weren't aware that lunch was available, so for future sessions it was reiterated. Lunch took nearly an hour to eat and was taken into account in the planning of all future sessions at museum. Those that finished their lunch more quickly had the chance to see the polar bear that had been talked about in the earlier session.

Evaluation

Everyone returned to gallery for brief summing up and evaluation. All students and Gemma were given some red and green play dough and asked to put green play dough in a bowl if they did agree with the statement and red play dough if they didn't agree. The statements were 'I like museums'. 'I have been to Norwich Castle before' and 'I like making things'. The response was all positive except for one person who does not like making things.

Post session response

In response to the session CA subsequently received an unsolicited text from Tom Rollett from The Hamlet Centre saying ' What a great morning! I hope there was plenty of green in those bowls. The students seem very up beat.'

And an unsolicited email from Gemma about the project starting: 'It was lovely to meet you and everyone today, I had a lovely morning. '

Session 2

Tour of Keep and Prison session: Group 1 and Gemma
Tuesday 25 January 10.30 - 1pm

Attendance

Session run by CA and supported by Rowena (museum volunteer).

Session for Group 1: The session was attended by 7 students and three helpers from the 'Flat Group' from the Hamlet Centre. The group all had reasonable comprehension abilities. And everyone (except Millie) engaged in the session.

The session was also attended by Gemma Orton and her personal assistant Jane

Session

Aim of the session

The purpose of the session was to get the group to think about the history of the castle, the three main uses of the castle and the areas that they were most interested in following up in their art work.

Content of session

The group all had a tour of the Keep, the Prison, and the museum in the keep, there was also additional handling material available. The tour lasted about an hour and was about the right amount of time.

David Kirkham, the photographer, accompanied the tour to record the visit.

Lunch was available and eaten by everyone.



Claire Adler,

Heritage Learning Consultant, 268 Cherry Hinton Road, Cambridge, CB1 7AU

E: claireadler@btinternet.com T: 01223 411555 M: 07970671965 W: www.claireadler.co.uk



What will happen next:

During lunch CA spoke to Gemma about what additional help she needed. It was decided that she would not need anything else at present but would keep CA informed about her ideas. Gemma was also given information about the Castle's Youth Forum and was invited to join it.

CA then spoke to Mark and Sarah about what The Flat group (Andrew, Kirsty, Millie, Claire, and Joe) and the Hamlet Centre group (Jo and Kevin) wanted to make for their interpretations. Everyone had been thinking about what they wanted to produce and there were some very strong ideas with two definite themes: the prison and the museum collections.

Tom Rollett and the staff at the centre are very keen to encourage everyone as individuals to create their own responses to the museum. The responses they currently want to create will cover the three periods of the castle's history, especially when displayed with Gemma's piece and the aural interpretation.

The individuals want to make:

Kevin: an instrument of torture

Andrew: an instrument of torture

Kirsty: maybe a story about someone from the prison

Claire: decorating teapots

Millie: possibly the same (Millie has no stated preferences at the moment, but will probably want to do the same as someone else.)

Joe: creating a small case with butterflies in.

Jo: a 2D digital record of how the building has changed (which might have the aural group's aural interpretation attached to it)

Discussions were held about getting a medieval musician in to display and play instruments for Group 2. Also possibly getting a potter to show how to make / decorate a tea pot. Discussions were also held about taking the group out to a blacksmiths and/ or a potter coming into the Hamlet centre to work with the group for a day.

Evaluation

According to the helpers Sarah and Christine, Millie rarely interacts directly with people and maintains a disinterest in all projects and activities.

Tom said on the phone that when Kevin and Jo came back to the Hamlet Centre after the session they were 'all fired up' and excited about the project.

Session 3

Tour of Keep and Prison session: Group 2
Tuesday 1st February 10.45 - 1pm

Attendance

Session run by CA and supported by museum volunteer Hannah.

The session was attended by Group 2: five students and three helpers from the 'Hamlet Centre'. The group had very severe learning disabilities and three of the students were in wheelchairs. This group was investigating the sounds of the castle.

Session

Aim of the session:

The purpose of this session was to familiarise the group with the history of the castle and would have heard since 12th century when the castle was built until today.

Content of session:

The group had a tour of the Keep, the Prison and the museum in the Keep. The tour lasted just over an hour and was about the right amount of time. The tour was very simple and focussed on what could have been heard and smelt at different times in the castles history. CA should have had photographs of the Guarderoles for the students in wheelchairs who could not access them. This meant that Chloe and Mark were excluded from taking part in this aspect of the tour. Peter was able to get out of his wheelchair to have a look.

Lunch was available for all.

What will happen next:

During lunch Claire discussed with Tom and Mark how they wanted to develop the audio interpretations of the castle. Mark and Tom have decided that they want to develop an aural recording that is about 3 minutes long (so that visitors will listen to all of it) and shows

the development of the sites history in this time. The recording will be rhythmical and build on the history of the keep.

It was decided that for the next session on the 15th February for this group: they wanted a handling session where they would be able to think about the sounds that would have been made in the castle and record them.

Possible sessions for the future:

Possible sessions that were put to the Hamlet Centre were tea pot painting, meeting a medieval musician and visiting a forge.

Update from Tom Rollett:

Tom Rollett told CA that he would be leaving the Hamlet Centre at the end of February. This was obviously a big blow to the project as he was a pivotal lynch pin to ensure the project was cohesive and works. It was decided that the three key helpers: Sarah, Greg and Mark would therefore work directly with Claire. The problem with this was that there was no longer someone overseeing the Hamlet Centre side of the project.

Update about Gemma:

Gemma is working on her piece of art and has said: 'I am just wondering about my final outcome. And how much space there will be? I'm unsure yet if this is definitely what I want to do, but would it be at all possible for me to create a small collection of smaller pieces? I would still only need to print the same amount, so it won't affect the art school. I'm very interested in the idea of collecting, the rows of insects, the collection of tea pots, and the modern artwork which displays the tiny objects and prisoners' names. Do you know the piece I mean? I'm thinking that I could produce a few prints, some being as tiny as maybe 4inches, and then some larger...'

In response to these queries it was decided that we would use panels to display the final exhibition but only if it suited what Gemma wanted to produce.

Gemma attended the castle youth forum on Saturday of which she said: 'The youth forum went well thanks, a little difficult because they are near the end of a project at the moment, and I'd missed a lot, but the group all seem very nice. I am going again next Saturday.'

Evaluation:

In the discussion with Tom he said that initially the helpers (Sarah, Mark and Greg) were sceptical about the project but they have since come round to it and are enthusiastic and should not have a problem continuing with it after Tom has left.

Session 4

Behind the scenes tour and prison handling session: Group 1

Tuesday 8th February 10.45 - 1pm

Attendance

Session run by CA and supported by museum volunteer Hannah.

The session was attended by eight students and three helpers from the Hamlet Centre and The Flat Group. Kirsty was off sick. Elizabeth who is in the aural group came as did Sarah who is working on the Hamlet Centre interpretation and had not been to the museum as part of the project before. Elizabeth and Sarah came because of staffing issues at the Hamlet Centre.

Session

Aim of the session:

The purpose of this session was to build on the ideas that the group had formed after the tour session and build on their understanding of the topics they were interested in.

Content of session

10.45 arrive and introductions

11.00 - 11.30 handling session on the prison stories: looking at objects and real stories for anyone interested – which included Andrew, Kevin, Jo, Sarah and Elizabeth. This session was led by a member of the museum interpretation team. The rest of the group, (Claire, Joe and Millie) had a tour of the teapot, costume and natural history galleries sketching and photographing the areas of interest.

11.40 - 12.15 behind the scenes tour. Claire, Sarah, Jo, Millie and Joe had a behind-the-scenes tour looking at the butterfly collection, the cases they come in and how they are displayed and also the teapots. This was led by Cath, a member of museum staff. This tour was not available to Kevin as there was no wheel chair access. The rest of the group (Kevin, Andrew and Elizabeth) looked around the Keep and the prison and particularly the gibbet and thought about the difference between instruments for humiliation, torture and restraint.

Lunch was available for all.

What will happen next:

Claire has sent on information about gibbets, witches, and prisoner's tales to Mark

Evaluation:

Mark has said that The Hamlet Centre would love to come up to the Castle more and wondered if it would be possible for them to use the making tables in the Keep to work at sometimes??

Email from Mark: 'Jo and Kevin had a great time and liked the info from the lady delivering the medieval restraint/torture talk...'

Session 5

Making and recording sounds: Group 2

Tuesday 15th February 10.45 - 1pm

Attendance

Session run by CA and supported by museum volunteer Charlie

The session was attended by five students and three helpers from the Hamlet Centre. Peter was off sick. Becky Bamford who had been unable to attend before due to an operation on her foot attended.

Session

Aim of the session:

The purpose of this session was to make noises and record noises that related to the three ages of the castle.

Content of session

The session was divided into the four sections, to reflect the four ages of the castle. The prison and museum sections were not done in the end as the hard drive ran out on Greg's sound recorder.

A handling session was delivered using material held in the museum's collection and also items brought in by CA and KS.

Castle building – Sounds to be made: pulling down houses, chipping rock, metal on metal; stone building, scratching, chipping. Heaving. Boats and splashing.

Sounds made by: using a metal ruler and Flint to make sawing noises, hacking noises and other noises relating to the construction of the castle

Soldiers – sounds to be made: horses' hooves, chain mail, fighting, and metal on metal, prayers, preaching,

Sounds made with: coconut shells, chain mail, people talking and moaning, handling material relating to soldiers and keep.

Feasting- sounds to be made: music, eating, laughing, echoing, talking, fires crackling, partying, toilets, bedroom snoring, 1121 Christmas,

Sounds made with: musical instruments in the handling collection, students making eating, laughing, snoring noises.

Prison- sounds to be made: chains rattling, mice scuttling, men moaning, men fighting, mad people, key in lock, 'The drop', babies born

Sounds made with: with the 'prisoners' tale' session box, students moaning, drums bashing, tour of museum looking for sounds

Museum: sounds to be made: general noises around the museum, children, aural recordings, animals in gallery, wonderment, and the doors

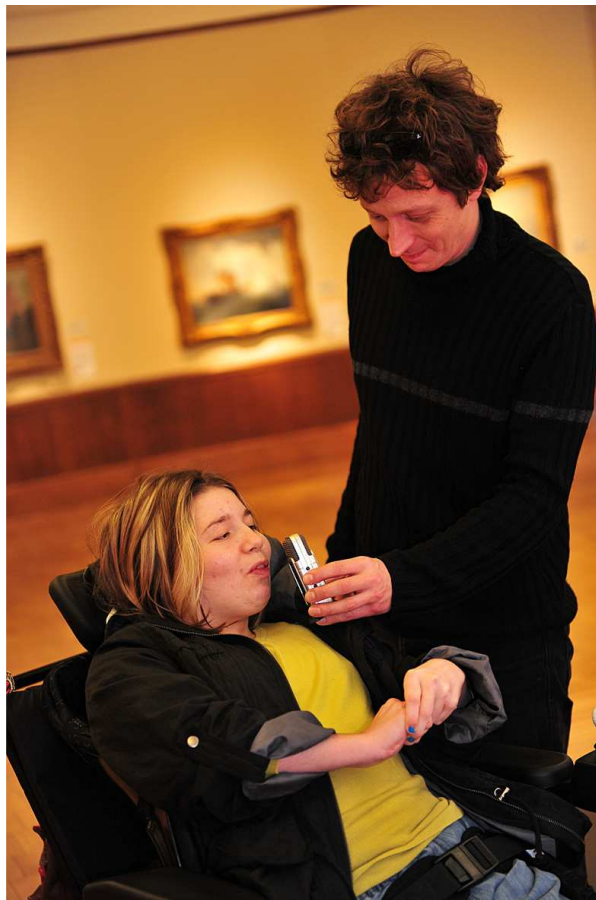
Sounds made with: tour round natural history galleries, listening to school children, shutting front door, using key in a store door

The group seemed to really enjoy both using musical instruments and creating noises with different objects. The group also enjoyed moaning, screaming, twit twoo-ing and generally creating the atmosphere of the prison with their voices!

The session was working well until Greg ran out of hard drive on his recording equipment. Therefore the second half of the session where we are recording noises around the castle was postponed until 15th March.

David Kirkham the photographer recorded the session and took some portraits of Gemma.

Claire gave Tom information about gibbets, witches, and prisoners' tales for Mark, Kevin and Andrew.



Lunch was available for all.

Gemma:

Claire met with Gemma to discuss how the project was going. She is regularly attending the Youth Forum and will be participating in a youth forum event on 26th February.

We discussed her work placement that has been organised for 24th February where she will meet Andrew Moore, head of art, Francesca, Head of Decorative Art and Harriet, Head of Contemporary Art.

Final piece: Gemma showed Claire her sketch book which includes drawings and photographs; we discussed the possibility of including it in the exhibition. Gemma is going to the art college next week to print up her final pieces. We discussed the issues about not knowing what the final display boards would look like in terms of whether the final pieces will be framed or pinned on to the boards directly. Therefore Gemma needs to know from Katrina as soon as possible (i.e. after 3rd march) the exact size, colour, texture and fixing methods for the boards.

Claire also asked Gemma to think about styles for the interpretation boards.

Session 6**Trip to a blacksmiths: Group 1****Tuesday 1st March****Attendance**

The session was a trip to a blacksmiths in East Ruston.

The session was attended by 8 students and three helpers. The group were primarily the Flat Group, Jo Dunleavy and three members of the aural group. (See full attendance list for details)

Session**Aim of the session**

The purpose of the session was to give the group a unique opportunity outside of the Hamlet Centre to find out how the chains, gibbet and other metal work in the prison were made.

Content of session

Greg drove the bus to Bill Cordaroy, Old Farm Forge, Back Lane, East Ruston, Norwich, NR12 9JE. Bill was very hospitable and had moved his forge into a large barn so that there was room for everyone to watch him work and so that all the students could be seated.

Bill worked two pieces of metal explaining what he was doing and answering all our questions as he went along. He made a metal person which he gave to the group to take back to the Hamlet Centre with then. He showed how the metal was bent and twisted and hammered into different shapes, how it was cooled and finally polished. Bill was very

Claire Adler,

Heritage Learning Consultant, 268 Cherry Hinton Road, Cambridge, CB1 7AU

E: claireadler@btinternet.com T: 01223 411555 M: 07970671965 W: www.claireadler.co.uk

welcoming and good at explaining what he was doing. We stayed at the forge for about an hour. Which was the right amount of time as it was a bitterly cold day.

The group all appeared to be interested and involved during the session and the helpers said they were pleased after the session.

Discussions were had with Sarah on the bus and it was decided that the flat group and Jo and Kevin didn't need any other sessions in the castle as they now need time to make their pieces.

Gemma

Gemma went to the art school to print her pieces.

She also had her work placement day on the 24th February which 'went well thanks. It was slightly different than what I expected, the people seemed to think I was coming with a list of questions, whereas I was expecting to see what they did. It was however very interesting, and the people were great'

Session 7

Medieval musician: Group 2

Tuesday 8th March

Attendance

The session was held at Norwich Castle and was run by CA and Myal Harper, the Medieval Musician

The session was attended by 6 students and three helpers. The group were the Aural Group and Jo Dunleavy. (See full attendance list for details)

Session

Aim of the session

The purpose of the session was to give the group an opportunity to meet a 'medieval musician' and hear and have a go at playing medieval instruments as would have been heard in The Keep 900 years ago.

Content of session

The Hamlet centre's bus broke down, this meant that the Hamlet Centre had to book a taxi at the last minute and arrived at the castle 45 minutes late.

Myal Harper was dressed as a medieval musician and played a variety of instruments including drums, bag pipes, recorders and lyre. He showed the group how the instruments should sound and then helped those that wanted to to have a go with the instruments. The entire group actively participated. Elizabeth had a go at everything and really enjoyed herself. Chloe particularly enjoyed playing the big drum and Katy overcame some shyness to have a go at a couple of the instruments, but struggled to actively engage. The group

Claire Adler,

Heritage Learning Consultant, 268 Cherry Hinton Road, Cambridge, CB1 7AU

E: claireadler@btinternet.com T: 01223 411555 M: 07970671965 W: www.claireadler.co.uk

were exceedingly patient when someone was playing an instrument and were very friendly to Myal.

The session was followed by lunch

Report 8

Second sound recording session: Group 2

Tuesday 15th March

Attendance

The session was held at Norwich Castle and was run by Claire Adler (CA) and Pam McMillan (a freelancer) helped to negotiate with building services to shut and open doors and help lead the tour.

The session was attended by 3 students and two helpers. The group were the Aural Group and Jo Dunleavy. Two people were off sick and Becky Bamford 'was in a difficult mood and I didn't have time to argue with her' (Greg) (See full attendance list for details).

Session

Aim of the session

The purpose of this session was to make noises and record noises that related to the three ages of the castle. This was the second half of the session held on the 15th February.

Content of session

The group came by taxi as the bus broke down again.

The session was a tour around the museums focussing on the sounds that could be heard and recording them. The tour included the Keep, the Prison, the natural history galleries and the early history gallery. We also got to slam the front door to the castle and turn the key to a store cupboard (the key made a great squeaking noise). Everyone seemed to enjoy it but after 1 ¼ hour everyone was tired.

The session was followed by lunch

Evaluation

Greg and Stacey completed the during project evaluation. The conclusions are that they have both enjoyed the project (except for the bus) and have themselves taken enjoyment from their students' pleasure in the in the project. They particularly liked the fact that it was not just tours around the museum.

Because it was just 3 students, CA asked (rather than using playdoh) the questions:

'Do you want to come back to the Castle again' - all three said yes

'Have you used your museum pass?' Everyone (including helpers) said no but were planning to. Gemma has also not used hers.

'Do you like coming to Norwich Castle?' – all three said yes

Claire Adler,

Heritage Learning Consultant, 268 Cherry Hinton Road, Cambridge, CB1 7AU

E: claireadler@btinternet.com T: 01223 411555 M: 07970671965 W: www.claireadler.co.uk

'Have you had fun today' – all three said yes.

'What was the best thing we have done on this project?' – Elizabeth and Chloe felt the medieval musician was the best and Jo liked everything.

An unsolicited email from Joan has said: 'was just looking through the photos we have - there are some great ones - ... It's just great to see how engaged the students are and you can tell by their faces how much they're enjoying themselves! If there's anything else coming up in the future - count us in!!'

Gemma

CA met Gemma to see her pieces and to show her the display options. The pieces are lovely and it will be interesting to see how she finishes them, as some have machine stitching on top of the prints and one was distressed.

CA and Gemma discussed that the Castle might want to accession Gemma's piece. Gemma was very happy for this to happen and we discussed the possibility of Gemma helping to accession the piece so that she could see how collections management works in a museum.

CA sent Gemma a couple of articles about guidelines for writing museum text to help her understand how we need to write the text for the display.

We discussed Gemma's involvement in the Youth Forum, which she is really enjoying. She is interested in going on the trip to the Tate modern but is worried about the logistics of getting to London and staying there. Therefore CA has investigated and sent Gemma details for a Youth Hostel which has met the National Accessible Standards (<http://www.disabledtraveladvice.co.uk/staying-youth-hostels-disabled-person.html>) on the South Bank: <http://www.yha.org.uk/find-accommodation/london/hostels/london-thameside/index.aspx> which may be useful. I also talked to Kath (my sister) and she said that she was sure that Gemma might be able to borrow the hoist from the Clare School if it would help her to go on a trip like this.



Claire Adler,

Heritage Learning Consultant, 268 Cherry Hinton Road, Cambridge, CB1 7AU

E: claireadler@btinternet.com

T: 01223 411555

M: 07970671965

W: www.claireadler.co.uk

3. Exhibition 'Your Past, My Present, Our Future'

The exhibition was developed in response to what the Hamlet Centre groups were making and also in response to Gemma's work. Gemma was involved throughout in the decision making, about how the pieces would be displayed, what the panels and invitations should say and how they should look and finally she helped (with Jane's assistance) to hang the exhibition and decide where everything should go.

The final exhibition consisted of:

A gibbet – by Andrew and Kevin

A photographic record of the project and history of the castle – by Jo (this was accompanied by the soundscape)

A decorated teapot – by Claire

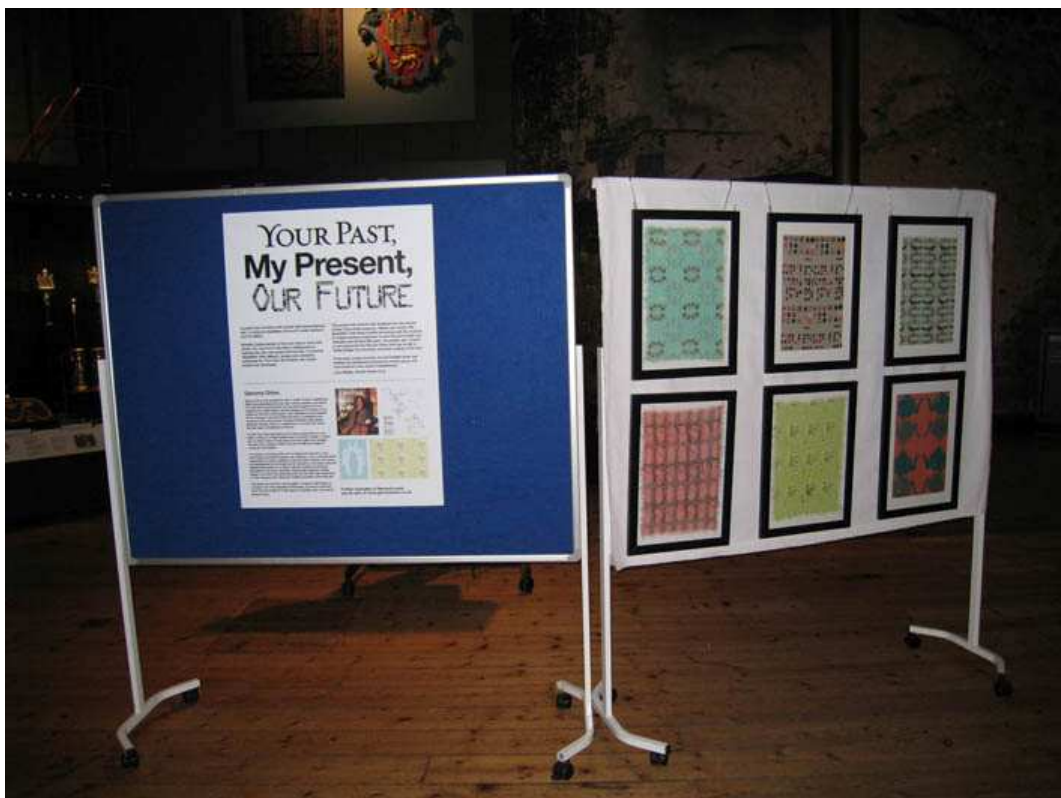
Three framed butterfly drawings – by Joe

A framed hand embroidered eye of a peacock feather – by Millie

A painting and story about a prisoner – by Kirsty

A soundscape - by Elizabeth, Chloe, Mark, Katy and Peter. (this accompanied Jo's photographs)

Interviews and information about how the Hamlet Centre has changed and will change in the future – by Sara and Luke



Six framed textiles printed and embroidered by Gemma Orton

Around 50 people attended the launch on the 10th May, including Gemma, the students, their families but also the blacksmith, the designer and staff from Norwich College of Art. All of whom had had small but important roles in the project but had obviously taken an interest in what was being produced. The exhibition was launched Harold Bodmer, director of Adult Social Services at Norfolk County Council, Joan Welsby, Adult Services Manager at Hamlet Centre and Claire Wolsey, student at Hamlet Centre.

The exhibition has since been visited by students from the Clare School, where one of Gemma's assistants works.

The exhibition was on display in Norwich Castle's Keep from Monday 9th May to Saturday 14th May. It will also be put up for the weekend of the 23rd / 24th July for the Cultural Olympiad weekend.



Claire Adler,

Heritage Learning Consultant, 268 Cherry Hinton Road, Cambridge, CB1 7AU

E: claireadler@btinternet.com T: 01223 411555 M: 07970671965 W: www.claireadler.co.uk

Appendix 1

Budget

Activity	Materials/ provider	Cost per unit	Actual costs notes	allocated Costs	Actual costs spent
Project Management					
Project manager	Claire Adler	20 days at £300 at day and £200 expenses and 3 days pre project preparation	(£50 for college of art)	£7,050.00	£7,100
TOTAL				£7,050.00	£7,100.00
Project expenses					
Taxi	Hamlet centre to organise	Each taxi will take about 3 wheelchair users. £20 per journey, 2 taxis per session for the whole group. Therefore each session for the whole group to get to Castle/ new Hamlet Centre is £80. There are at least 6 sessions at the Castle or at the new Hamlet Centre. Should account for one spare session. Therefore 7 sessions with 4 journeys each.	40p per mile a 5p per passenger. Each trip from Hamlet Centre to the Castle if they are all done by minibus would cost: £1.75 per trip. 1 trip on 18/1. 1 trip on 25/1. 1 trip on 1/2. 1 trip on 8/2. 1 trip on 15/2= 5 trips in total. Trip to Forge 17.5 miles each way. Therefore 35 miles in total at 90p per mile is £31.50. Two trips to castle by taxi on 8/3 and 15/3 at £50 each	£560.00	£140.25

Lunch	Norwich Castle	Lunch to be provided for all who come to the sessions at the Castle. Each complete session will have 6 students and 3/4 carers/ volunteers. Budget of £5 per head for 10 people. There are 3 sessions at the Castle.	Lunch on first session was £123 for 21 people. 18/1 lunch £123. lunch 25/1 £99; lunch 1/2 £79; lunch 8/2 £75.90 lunch 15/2 £78.50	£150	£455.40
Materials	Claire Adler/ Hamlet centre	Budget for the purchasing of art materials as necessary to make the visual interpretations	£20 for prisoners stories session on 8th Feb. £6.60 for oasis. £130 for Myal Harper the medieval musician	£250	£156.60
Panel texts and launch invites	Claire Adler	Special. Design to design and print 2 panels to explain project. And also 100 invitations to the launch event		£947	£963.20
Project launch event	Claire Adler/ Norwich Castle	Refreshments		£100	
Museum Pass	Claire Adler/ Norwich Castle	Museum Pass for all participants to gain free entry to all museums in Norfolk for one year. £22.00 per pass for 20 students/ carers and project leaders		£440	£511.00
Materials budget for Gemma Orton.	Claire Adler	To develop a piece of art in response to the castle and to help develop the interpretation panels for the final display.	£50 for Norwich School of Art. £50 on an invoice from Gemma	£100	£50.00

Travel expenses for Gemma Orton	Claire Adler	For up to 7 return trips from Attleborough to Norwich for the project, including parking. 16 miles each way at 35p per mile. £11.20	The council pays £0.35 a mile, Attleborough is 16 miles from Norwich so I calculate it is £11.20 a return journey, 8 journeys in total. total: £89.60	£100	£89.60
photographer	David Kirkham	photograph project for 2 half days		£280.00	£280.00
Budget				£9,977.00	£9,746.05

Appendix 2

People and organisations involved in the project

name	organisation	address 1	address2	address3	address4	address5	contact number	email
Joan Welsby	Hamlet Centre	Ella Road			Norwich	NR1 4BP	01603 616094	Joan@hamletcentre.org.uk
Hannah	volunteer at museum							
Rowena	volunteer at museum							
Myal the medieval musician	Spring Farm	Coldham Lane	Gislingham	Eye	Suffolk	IP23 8JA	01379 783093	myalpyper@yahoo.co.uk
Bill Cordaroy	Old Farm Forge,	Back Lane	East Ruston	Norwich		NR12 9JE	01692 650724	oldfarmforge@btinternet.com
Kirk Laws-Chapman	Resources Manager	Norwich University College of the Arts,	3-7 Redwell Street,		Norwich,	NR3 1PP		k.laws@nuca.ac.uk
Peter Marron	Marketing Executive,	The Forum Trust Limited	2 Millennium Plain	Bethel Street,	Norwich	NR2 1TF		

Claire Adler,

Heritage Learning Consultant, 268 Cherry Hinton Road, Cambridge, CB1 7AU

E: claireadler@btinternet.com T: 01223 411555 M: 07970671965 W: www.claireadler.co.uk

Sarah Hamilton,	Director of Marketing,	Norwich University College of the Arts,	3-7 Redwell Street,		Norwich,	NR3 1PP		
Kath Mason	146 Trafford Road				Norwich	NR1 2QS		
Tom Rollett	Hamlet centre						07870 406767	rollett00@hotmail.com
Greg Macdermott	HC - Aural Group						01603 631274	gregmacdermott@btinternet.com
Sarah Forrest	HC- Flat group - visual group						07921467386	sc.forrest@hotmail.com
Mark Hiblen	HC- Visual group						7970402509	markhiblen@yahoo.co.uk

Claire Adler,
 Heritage Learning Consultant, 268 Cherry Hinton Road, Cambridge, CB1 7AU
 E: claireadler@btinternet.com T: 01223 411555 M: 07970671965 W: www.claireadler.co.uk